








ROSEMARY’S GLADE



-  Available Under Construction / Permitting
-  Available Presales
-  Sold Homes
-  Model Home
-  Move In Ready

COMMUNITY ADDRESS: 21416 116th Ave SE Kent, WA 98031

Document last updated: Jan 12th, 2024

Stephen Macdonald (425) 941-7325
Email: stephen@stephenmacdonald.com

COMPASS

JK Monarch seeks to constantly improve our homes, and to that end we reserve the right to change features, brand names, dimensions, architectural details, and designs. This document is for illustrative purposes and drawings are not to scale. Finishes, styles, and amenities shown may not be included, even under signed contract.

